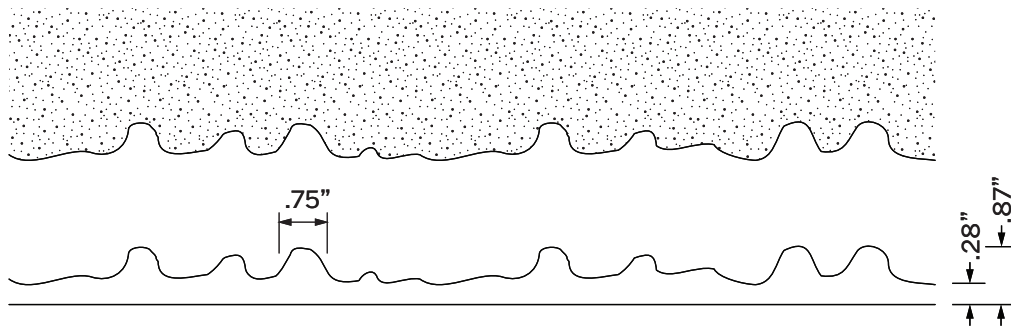


2/32 INN

A vertically running wood pattern. Varyingly long and wide branches touch each other and partly merge. The surface appears smoothly planed.




Uses	Dimensions (in)	Dimensions (mm)
100	▲ 285.4 x ► 149.6	▲ 7250 x ► 3800
50	▲ 192 x ► 48	▲ 4880 x ► 1220
10	▲ 192 x ► 48	▲ 4880 x ► 1220



P: 706.549.6787
F: 706.355.9199

65 SEYMOUR DRIVE
COMMERCE, GA 30530
USA



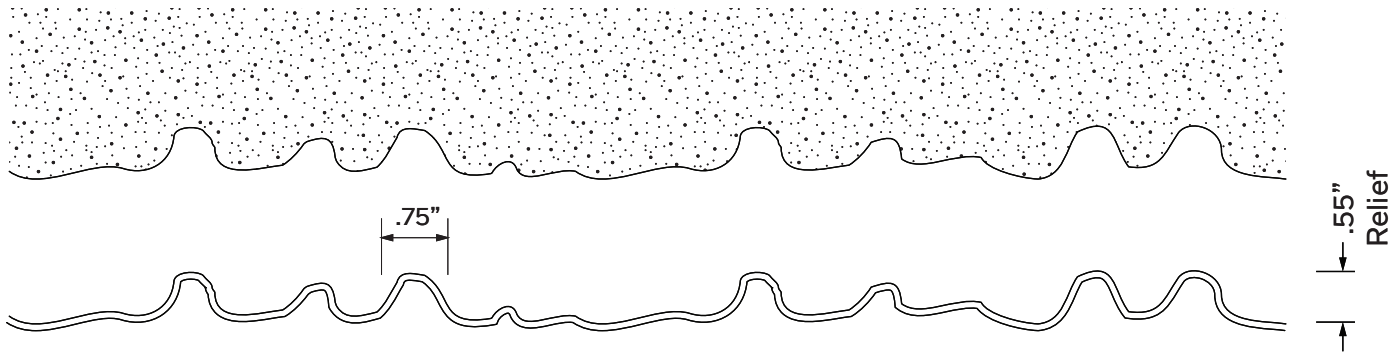
2/32 INN

A vertically running wood pattern. Varyingly long and wide branches touch each other and partly merge. The surface appears smoothly planed.

Long Edge
Mating



Short Edge
Mating



Material	Thickness	Color	Additional Texture	Relief	Formliner Dimensions
STY	.090	White	Smooth	.55"	Height: 144.8" Width: 49.7"

Important:

- No exposure to temperatures in excess of 60° C (140° F)
- Keep away from direct sunlight and corrosive chemicals
- Thermal expansion or contraction can occur +/- 1/8"
- Additional backing may be required depending on the pattern design
- Please refer to our Application Guide for a complete list



P: 706.549.6787
F: 706.355.9199

65 SEYMOUR DRIVE
COMMERCE, GA 30530
USA